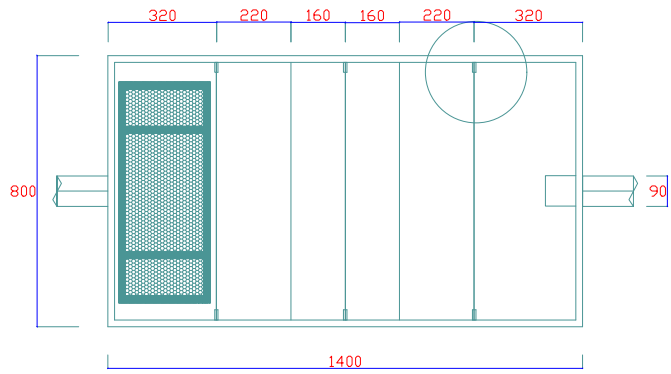
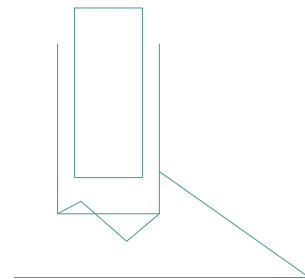


BẢN VẼ CHI TIẾT BỂ TÁCH MỠ  
D.R.C 1400.800.1000

MẶT BẰNG BỂ TÁCH MỠ

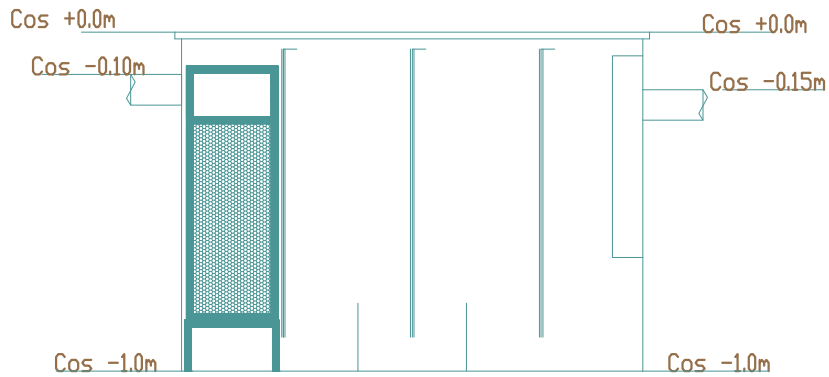


PHỐI CẢNH THANH TRƯỢT VÁCH NGĂN X10

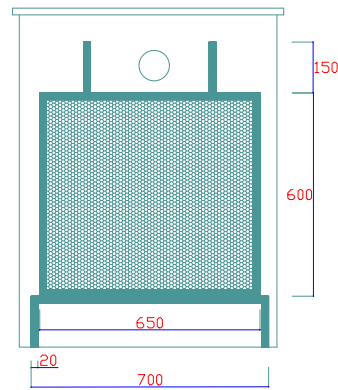


RAY ĐỖ THANH TRƯỢT GẮN VÀO THÀNH BỂ

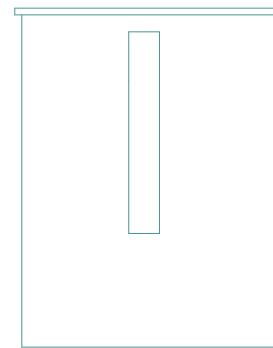
MẶT CẮT A-A



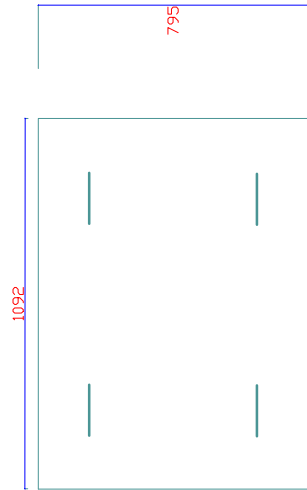
MẶT CẮT B-B



MẶT CẮT C-C



NÁP ĐAY GIỮA CÁC VÁCH NGĂN



NÁP ĐAY GIÓ RÁC

